



**SUPERIOR COURT OF CALIFORNIA**  
 COUNTY OF SACRAMENTO

**Sacramento County Grand Jury Demographic Summary Report, July 1, 2007**

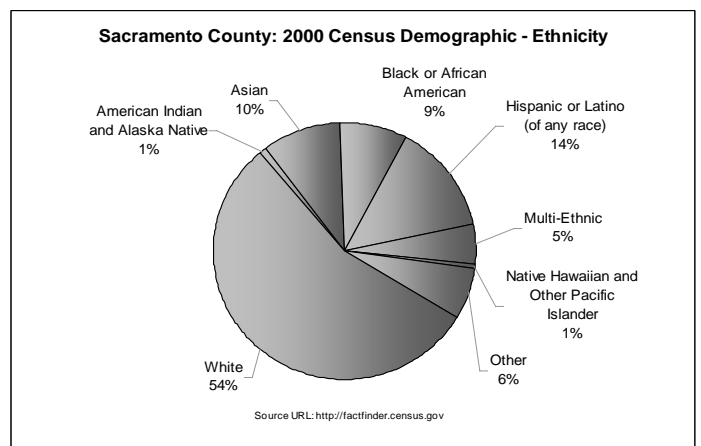
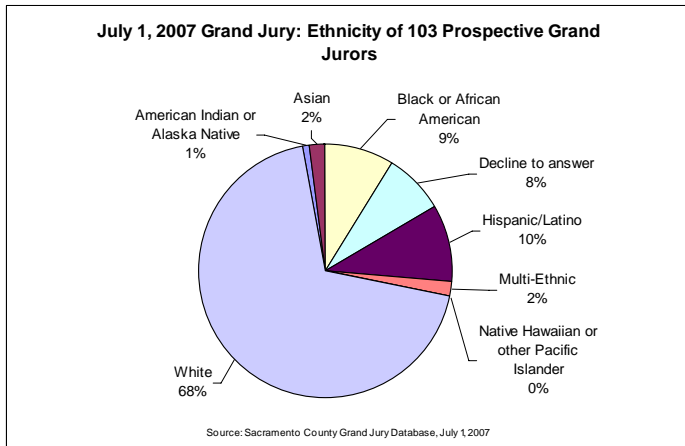
The Sacramento County Grand Jury is a body comprised of qualified persons drawn from the citizens of the county, who have volunteered or been selected at random, and nominated by a judge of the Superior Court. Each year a Grand Jury of 19 such individuals is drawn from prospective grand juror nominations. As the population of Sacramento County grows, the demographic composition is subject to change. Accordingly, outreach efforts continue to elicit eligible, qualified and competent individuals from a cross-section of the population in order to compose a diverse and representative Grand Jury pool as illustrated in figures 1 and 2 below. The data represents the July 1, 2007 Prospective Regular Grand Jurors<sup>1</sup>.

In fact, demographics are the focus of a new mandate issued by the Judicial Council of California. Effective January 1, 2007, Rule 10.625 of the California Rules of Court requires the jury commissioner or designee to collect certain demographic data from prospective regular grand jurors and maintain this information in a database and that an annual summary be made available to the public.

In compliance with the requirements, demographic information is summarized in the charts displayed below. Please contact the Sacramento County Grand Jury Coordinator at 916.874.7559 if you have any questions or requests concerning this data.

Figure 1: Displays the Ethnicity Percentage of 103 Prospective Regular Grand Jurors.

Figure 2: Displays the Ethnicity Percentage of Sacramento County Population in 2000 Census.



<sup>1</sup> Prospective regular grand juror means those citizens who (a) respond in person to the jury summonses or questionnaires from the court for the purposes of grand jury service and are eligible to serve as regular grand jurors, or (b) either submits an application, are recruited, or are nominated by judicial officers and are eligible to serve as regular grand jurors.



**SUPERIOR COURT OF CALIFORNIA**  
 COUNTY OF SACRAMENTO

The distribution of age range percentages shown in Figures 3 and 4 were used for the comparison displayed in Figure 5, which shows the percent distributed across age ranges based on the two data sets.

Figure 3: Displays Age Ranges of 103 Prospective Regular Grand Jurors as a percent.

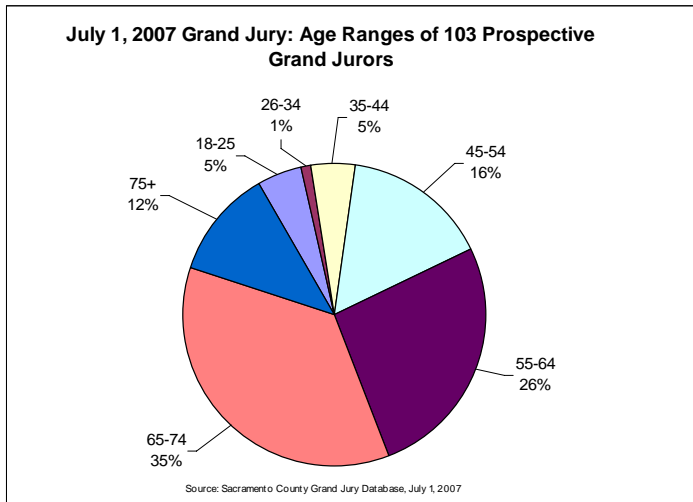
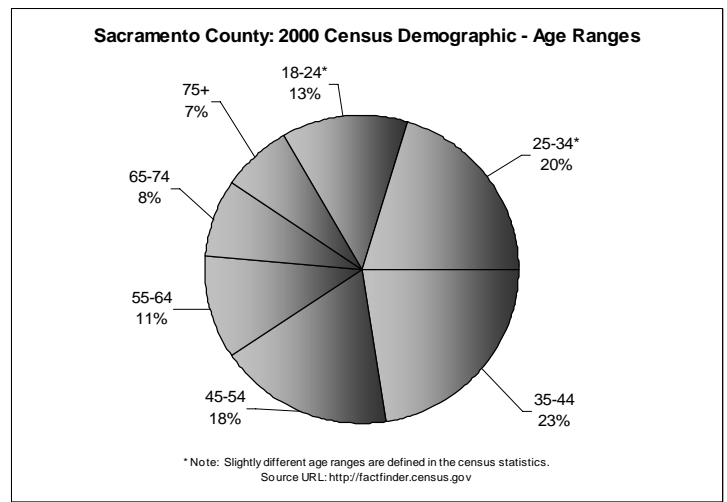


Figure 4: Displays Age Ranges of Sacramento County Population in 2000 Census as a percent.



By comparing the Prospective Grand Jury age range percentages to the age range percentages of the Sacramento County 2000 Census, the chart in Figure 5 show age groups 45 and over are well represented, while age groups under 45 reflect the greatest variance in representation.

Figure 5: Displays a comparison of Sacramento County 2000 Census population to Prospective Regular Grand Juror by percent by age ranges.

